

1123341-1 ✓ ACTIVE

AMP | TH/.025 Connector System

TE Internal #: 1123341-1

Housing for Female Terminals, Wire-to-Board / Wire-to-Device, 31

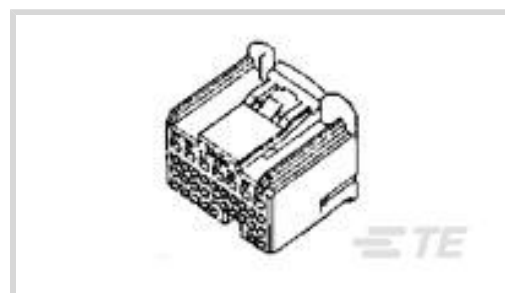
Position, .087 in / .126 in [3.2 mm / 2.2 mm] Centerline, TH/.025

Connector System

[View on TE.com >](#)



Connectors > Automotive Connectors > Connector Housings > TH/.025 CONNECTOR SYSTEM, HOUSING



Connector & Housing Type: **Housing for Female Terminals**

Mating Tab Width: **.64 mm, 1 mm [ .025 in, .04 in ]**

Connector System: **Wire-to-Board, Wire-to-Device**

Number of Positions: **31**

Centerline (Pitch): **2.2 mm, 3.2 mm [ .087 in, .126 in ]**

[All TH/.025 CONNECTOR SYSTEM, HOUSING \(202\)](#)

## Features

### Product Type Features

Connector Shape	Rectangular
Connector & Housing Type	Housing for Female Terminals
Connector System	Wire-to-Board, Wire-to-Device
Sealable	No
Hybrid Connector	Yes

### Configuration Features

Number of Positions	31
Number of Rows	1, 2, 3, 4

### Electrical Characteristics

Operating Voltage	12 VDC
Nominal Voltage Architecture	12 V

### Body Features

Cable Exit Angle	180°
Body Material	PBT
Primary Product Color	Natural

### Contact Features

--	--



Contact Size	.64mm, 1mm
Contact Type	Receptacle
Mating Tab Width	.64 mm, 1 mm [.025 in][.04 in]

#### Mechanical Attachment

Mounting Feature	Without
Terminal Position Assurance	Yes
Strain Relief	Without
Mating Alignment Type	Polarized
Mating Alignment	With
Connector Mounting Type	Cable Mount (Free-Hanging)

#### Housing Features

Centerline (Pitch)	2.2 mm, 3.2 mm [.087 in][.126 in]
--------------------	-----------------------------------

#### Dimensions

Product Width	24.4 mm [.961 in]
Product Length	21 mm [.827 in]
Product Height	23 mm [.906 in]
Row-to-Row Spacing	5.9 mm [.232 in]

#### Usage Conditions

Operating Temperature (Max)	70 °C, 75 °C, 80 °C, 85 °C, 90 °C, 100 °C, 105 °C [158 °F][167 °F][176 °F][185 °F][194 °F][212 °F][221 °F]
Operating Temperature Range	-30 – 105 °C [-22 – 221 °F]

#### Operation/Application

Circuit Application	Signal
---------------------	--------

#### Industry Standards

UL Flammability Rating	UL 94HB
------------------------	---------

#### Packaging Features

Packaging Quantity	100
Packaging Method	Package

#### Other

Serviceable	Yes
Connector Position Assurance Capable	No

## Product Compliance



[For compliance documentation, visit the product page on TE.com>](#)

EU RoHS Directive 2011/65/EU	Compliant
EU ELV Directive 2000/53/EC	Compliant
China RoHS 2 Directive MIIT Order No 32, 2016	No Restricted Materials Above Threshold
EU REACH Regulation (EC) No. 1907/2006	Current ECHA Candidate List: JUNE 2022 (224) Candidate List Declared Against: JUNE 2022 (224) Does not contain REACH SVHC
Halogen Content	Low Halogen - Br, Cl, F, I < 900 ppm per homogenous material. Also BFR/CFR/PVC Free
Solder Process Capability	Not applicable for solder process capability

### Product Compliance Disclaimer

This information is provided based on reasonable inquiry of our suppliers and represents our current actual knowledge based on the information they provided. This information is subject to change. The part numbers that TE has identified as EU RoHS compliant have a maximum concentration of 0.1% by weight in homogenous materials for lead, hexavalent chromium, mercury, PBB, PBDE, DBP, BBP, DEHP, DIBP, and 0.01% for cadmium, or qualify for an exemption to these limits as defined in the Annexes of Directive 2011/65/EU (RoHS2). Finished electrical and electronic equipment products will be CE marked as required by Directive 2011/65/EU. Components may not be CE marked. Additionally, the part numbers that TE has identified as EU ELV compliant have a maximum concentration of 0.1% by weight in homogenous materials for lead, hexavalent chromium, and mercury, and 0.01% for cadmium, or qualify for an exemption to these limits as defined in the Annexes of Directive 2000/53/EC (ELV). Regarding the REACH Regulation, the information TE provides on SVHC in articles for this part number is based on the latest European Chemicals Agency (ECHA) 'Guidance on requirements for substances in articles' posted at this URL: <https://echa.europa.eu/guidance-documents/guidance-on-reach>

## Compatible Parts

 <p>TE Part # CAT-M9194-T273 MULTILOCK, RECEPTACLE AND TAB</p>	 <p>TE Part # CAT-T319-T273 TH/.025 CONNECTOR SYSTEM, RECEPT AND TAB</p>	 <p>TE Part # CAT-HPCH5372 HIGH PIN COUNT HEADER</p>
---	--	---

Also in the Series | [TH/.025 Connector System](#)



Automotive Connector Caps &amp; Covers (6)



Automotive Housings(203)



Automotive Seals &amp; Cavity Plugs(2)




Automotive Terminals(25)



Insertion &amp; Extraction Tools(4)



Other Automotive Connector Accessories(5)



PCB Headers &amp; Receptacles(144)

## Documents

### Product Drawings

#### 025/040 ECU PLUG HSG ASSY 31P

Japanese

### CAD Files

#### Customer View Model

[ENG\\_CVM\\_CVM\\_1123341-1\\_D.2d\\_dxf.zip](#)

English

#### 3D PDF

3D

#### Customer View Model

[ENG\\_CVM\\_CVM\\_1123341-1\\_D.3d\\_igs.zip](#)

English

#### Customer View Model

[ENG\\_CVM\\_CVM\\_1123341-1\\_D.3d\\_stp.zip](#)

English

By downloading the CAD file I accept and agree to the [Terms and Conditions](#) of use.

### Datasheets & Catalog Pages

#### TH/.025 Connector Series

English

### Product Specifications

#### Application Specification

Japanese

#### Crimping .040III Unsealed Contact, Receptacle

Japanese



[Crimping of 025 Receptacle Contact](#)

Japanese

[Application Specification](#)

Japanese

---

[Instruction Sheets](#)

[Instruction Sheet \(non U.S.\)](#)

Japanese

[025/040 I/O Connector](#)

Japanese

[Instruction Sheet \(non U.S.\)](#)

Japanese

[025/040 I/O Connector](#)

Japanese